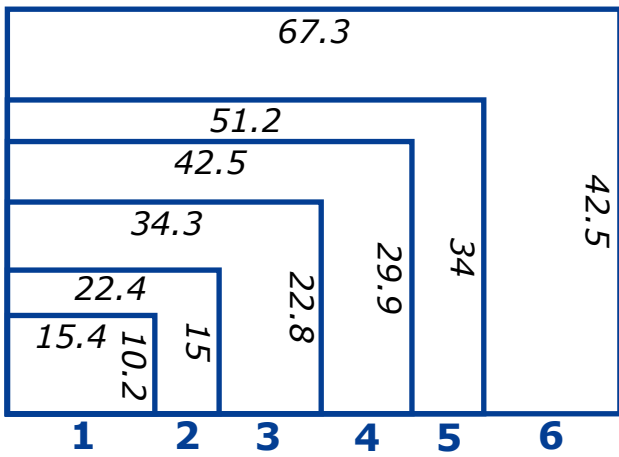




Classic (3:2)



Maximum Image Sizes (inches)

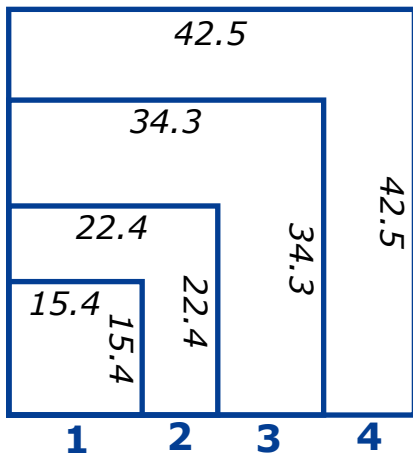
Measurements indicate the largest image area that will fit on each of our giclée paper or canvas formats: Classic; Square; Long; or Extra Long.

Select the format and size (1,2,3 etc.) and tell us which substrate you prefer.

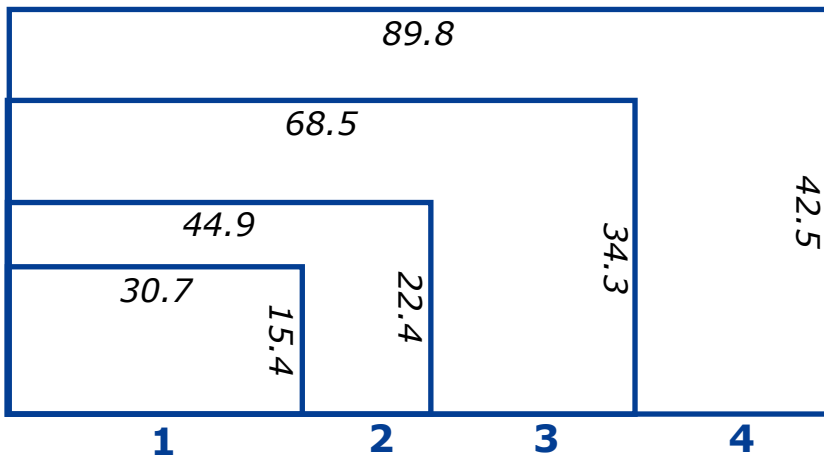
Paper - We allow a .78 inch white border on all sides for mounting/framing.

Canvas - Prints that will be wrapped around stretchers will require wider borders (more material). If in doubt, ring and we'll advise.

Square (1:1)



Long (2:1)



Extra Long (3:1)

